



PFI MEGA LIFE

MEGA AMANAH LINK EQUITY FUND

SHARIA EQUITY UNIT LINK

Bloomberg Link: <https://www.bloomberg.com/quote/MEGAAEF:IJ>

July 29, 2022

Investment Objectives

Obtain long-term investment growth with controlled risk through investment in sharia equity securities and leading sharia equity funds that have strong fundamentals and the potential for stable net profit growth.

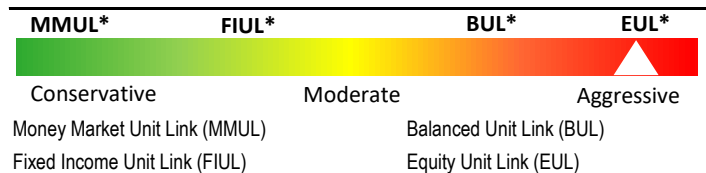
About PFI Mega Life

Established in 2011, PT PFI Mega Life Insurance is a newly structured joint venture life insurance company which combines the global expertise of Prudential Financial Inc with the local market network of CT Corpora. PFI Mega Life offers an array of life insurance products which cater to a wide range of customers, from large entities to individuals.

Investment Policy

Sharia Stocks / Equity Mutual Funds	80% - 100%
Sharia Money Market	0% - 20%

Risk Profile



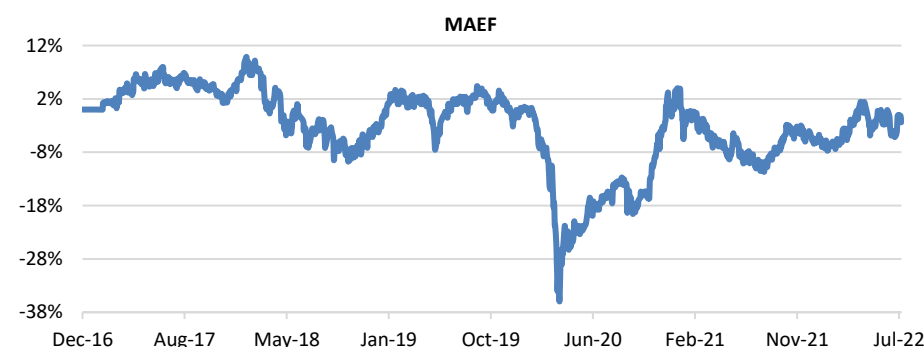
Equities Top Holdings in Portfolio (Alphabetical Order)

No	Name	Sector	Related Party
1	Adaro Energy Tbk	Energy	No
2	Charoen Pokphand Indonesia Tbk	Consumer Non-Cyclicals Sector	No
3	Indofood CBP Sukses Makmur Tbk	Consumer Non-Cyclicals Sector	No
4	Sido Muncul Tbk	Healthcare Sector	No
5	Kalbe Farma Tbk	Health Care	No
6	Mayora Indah Tbk	Consumer Non-Cyclicals	No
7	Merdeka Copper Gold Tbk	Basic Materials	No
8	Mitra Adiperkasa Tbk	Consumer Cyclicals	No
9	Telkom Indonesia (Persero) Tbk	Infrastructure	No
10	United Tractors Tbk	Industrials	No

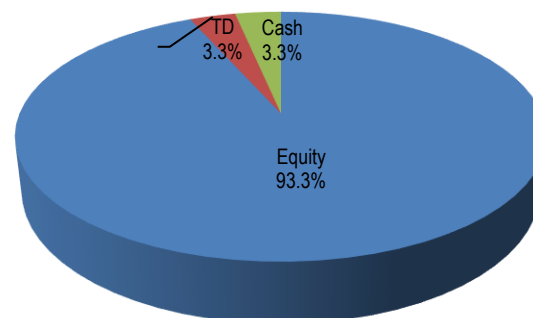
Unit Link Information

Inception Date	December 14, 2016	
Investment Manager	PFI Mega Life Insurance	
Assets Under Management	11,986,375,608	
Total Unit Issued	12,280,644	
Custodian Bank	CIMB Niaga	
NAV/Unit as of	December 14, 2016	1,000.00
NAV/Unit as of	July 29, 2022	976.04
Valuation Period	Dally	
Currency	Rupiah	
Management Fee Max.	2.75% p.a.	
Custodian Fee Max.	0.25% p.a.	

Since Inception Performance



Assets Allocation



Investment Risks

- Risk of deteriorating economic and political conditions.
- Risk of dissolution and liquidation.
- Risk of decrease in investment value.
- Risk of liquidity.

Unit Link Monthly Performance For The Last 12 Months

Period	Aug-21	Sep-21	Oct-21	Nov-21	Dec-21	Jan-22	Feb-22	Mar-22	Apr-22	May-22	Jun-22	Jul-22
Return	2.40%	3.23%	2.28%	-2.28%	-0.04%	-0.88%	1.13%	3.10%	4.34%	-1.56%	-1.41%	-0.73%

Unit Link Annual Performance For The Last 5 Years

Period	FY 2017	FY 2018	FY 2019	FY 2020	FY 2021
Return	4.60%	-7.43%	3.30%	-1.36%	-4.77%

Historical Performance

	1 Month	3 Months	6 Months	YTD	1 Year	3 Year	5 Year	Since Inception
Mega Amanah Link Equity Fund (MAEF)	-0.73%	-3.66%	4.81%	3.89%	9.72%	-4.52%	-7.38%	-2.40%
Peer Group Index*	1.12%	-1.73%	2.60%	0.65%	1.63%	-28.27%	-42.87%	-42.27%
Peer Group Index Alpha	-1.85%	-1.92%	2.22%	3.24%	8.09%	23.74%	35.49%	39.87%
Benchmark**	2.58%	-1.04%	8.41%	8.48%	16.44%	10.12%	12.02%	19.59%
Benchmark Alpha	-3.31%	-2.62%	-3.59%	-4.59%	-6.73%	-14.65%	-19.40%	-21.99%

Notes: *. Sharia Equity Fund Index (SEFI); **. 95% ISSI + 5% IDR 1 Month TD Rate Net.

Disclaimer:

This report is prepared by PT PFI Mega Life Insurance for informational purposes only and can not be used or used as a basis for offering or selling. This report is based on the circumstances that have occurred and has been carefully prepared by PT PFI Mega Life Insurance even though PT PFI Mega Life Insurance does not guarantee the accuracy or completeness of the report. PT PFI Mega Life Insurance and its officers or employees shall not be liable for any direct or indirect losses arising from any use of this report. Past performance does not reflect future performance. Prospective Investors must understand the risks of investing in Unit Link (Capital Market), therefore prospective Investors must read and understand the contents of Policy/Brochure before deciding to invest.

PT PFI MEGA LIFE INSURANCE

Jl. T.B. Simatupang Kav. 88, Pasar Minggu, Jakarta Selatan 12520
Phone +62 21 50812100, Fax. +62 21 50812121

